



STRIKE design Anders Ljungberg 2007



bsweden
belysningsbolaget



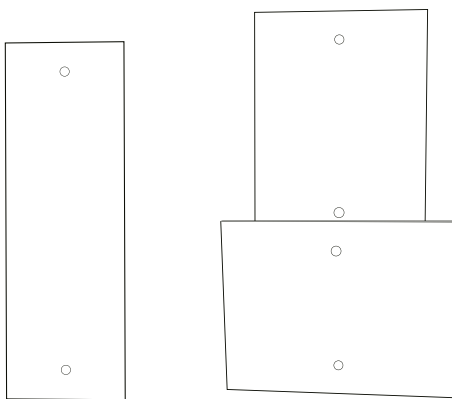
Corner light 60/66

Corner light 60/60

Corner light 66/66

A wall light adjusted to fit into corners. White lacquered steel body, which the shades are attached to. The shade is available in frosted white, frosted orange, frosted red and frosted grey perspex. White flex with switch.

| | Article number | Total height mm | Max ø mm | Shade height mm | Bulb | Alternative bulb | Flex mm |
|-----------------|----------------|-----------------|----------|-----------------|-----------|------------------|---------|
| Corner light 60 | STR60 | 600 | 200 | 600 | 60W E27 | F | 2200 |
| Corner light 66 | STR66 | 660 | 400 | 300+400 | 2*60W E27 | F | 2200 |



Corner light 60

Corner light 66